



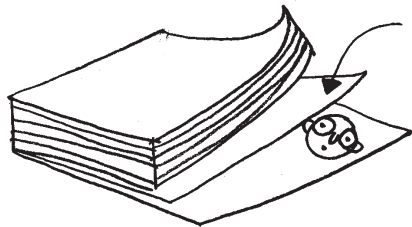
# With some of my STICKY NOTES I make a FLIP book\* HERE'S HOW:



Decide what you want to draw on a rough piece of paper first. (Try something simple to begin with!) Here's how to do Mr Fullerman's face with BEADY EYES.




In the corner of each note, starting at the back, draw your first face.




Then on the second note, TRACE over the face and move the eyes and mouth slightly - like picture 2


Keep adding the drawings and moving the eyes around on every NOTE.



It does take a WHILE, but when you've drawn on quite a few, FLICK through the book to see how he's moving. The more pictures you draw, the better it will work.



Here's some other ideas to try:  
A STICK MAN jumping.



Delia being hit by mud!

\*See Tom Gates: Genius Ideas (mostly) for a BUG flipbook in the corner.