

Activity #2

Write a Riddle

In this activity, the students can use the information they have researched from activity #1 to create their own animal riddles.

Curriculum Links:

Language Arts — descriptive listmaking
Science — animal characteristics

Materials:

Coloured construction paper
Large white index cards (4 per student)
Riddle books — 6 sheets of 9" x 12" coloured construction paper stapled together (these may be prepared ahead of time by a volunteer)

Procedure:

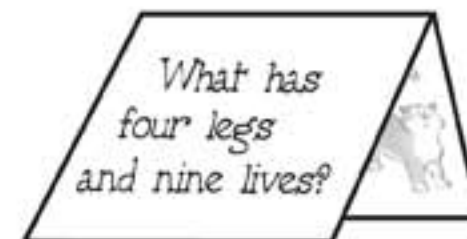
1. Explain to the students that they are going to create their own riddle books using the different animals featured in the story.

2. Begin by sharing examples of riddles with the students — from books, or some that you have created.

3. Look back at the description of the alligator on page 4: "a long green tail," "a long green face with lots of teeth." Together, write a riddle for an alligator using four clues and ending with "Who am I?" If you selected alligators as one of the animals to research in activity #1, you may want to refer back to the information you gathered, or gather ideas by sharing information books about alligators with the students.

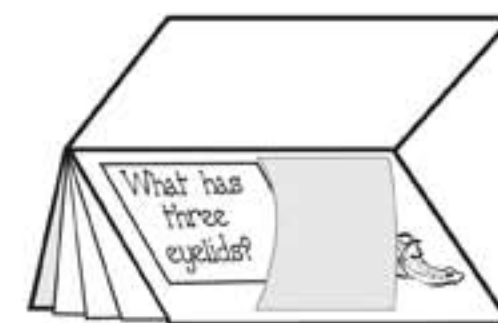
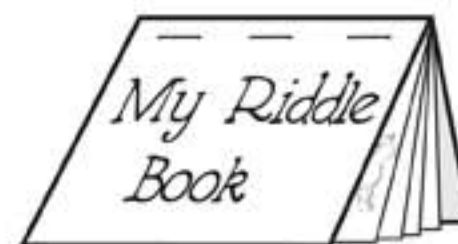


4. As a way of introducing the riddle books, have each student write one riddle for practice. Fold a piece of 9" x 12" construction paper in half. Glue the riddle on the top flap. Inside the flap, have each student illustrate the answer to the riddle. Share these riddles in the Author's Chair.



5. Before the children begin their own riddle books, have them select the four animals that will be featured in their books. Have the students do a first draft of their riddles for you to revise and edit. Once the riddles have been edited, the students can copy their riddles onto index cards, which will be glued into their riddle books.

6. Have the students glue their riddles on the left-hand side of the page and illustrate the animal on the right-hand side of the page. The students can glue a flap over the illustration to hide their answer. The children could share their riddle books with their classmates and with other classes in the school.



Extensions:

- You could use a pop-up riddle format for the books.
- Students could write an acrostic poem about one of their favourite animals in the story.
- Share a variety of chants, poems, and songs about the different animals.